

2

IN MY CLASSROOM

LESSON 1 VOCABULARY



1
1.21



LISTEN, POINT, AND SAY.



2
1.22



LISTEN, POINT, AND CHANT.



LESSON 2 GRAMMAR

1 LISTEN, POINT, AND SAY.    


 **GRAMMAR**

WHAT'S THIS?
IT'S AN ERASER.
IT'S A CRAYON.

IT'S = IT IS



2 LISTEN AND CIRCLE.   



3  **SHAREBOOK** A: page 13 B: page 13 **FIND THE BOOK!**



Lesson 3 Story

WHAT'S THIS?

1
1.25



LISTEN AND POINT. THEN ACT.



5



6



VALUE
SHARE IDEAS!

2 LOOK AND CIRCLE THE VALUE.  

1



2



LESSON 4 VOCABULARY

1
1.26



LISTEN, POINT, AND SAY.




1 CHAIR



2 DESK



3 DOOR



4 WINDOW



5 COMPUTER

2
1.27



SING AND ACT.



WHAT'S THIS?




LESSON 5 GRAMMAR

1 **LISTEN, POINT, AND SAY.** 🎧 👉 🗨️
1.28

▶ **GRAMMAR**
HOW MANY PENS?
SIX.



2 **LISTEN. THEN ASK AND ANSWER.** 🎧 🗨️ ? 🗨️
1.29



3 **SHAREBOOK** A: page 15 B: page 17 **SPOT THE DIFFERENCE!**



LESSON 6 ART



1 LOOK! HOW MANY PHOTOS DO YOU SEE? 👁️ 👁️

2
1.30



LISTEN AND ANSWER.



WHAT'S THIS?


1




2



3




4



1 **MAKE A VIEWFINDER.**



2 **SHARE IT! SHOW AND SAY.**



WHAT'S THIS?

IT'S A RABBIT!

LESSON 8 PHONICS

1 LISTEN, POINT, AND SAY. 🎧 👉 🗨️

Cc Dd Ee Pp Ww

2 LISTEN, SAY, AND MATCH. 🎧 🗨️ ✏️



• Cc •



• Dd •



• Ee •



• Pp •



• Ww •

3 LISTEN AND CIRCLE. 🎧 ✏️

1 C P

2 E C

3 W P

4 C E


5 P D

6 P W


7 E D


8 W D

4 POINT AND CHANT. 👉 📣




1  **PLAY ROUND AND ROUND! USE THE LANGUAGE FROM UNIT 2.** 


START 




NAME IT.



HOW MANY CHAIRS?




NAME IT.




WHAT'S THIS?

HOW TO PLAY

- 1 SPIN. THEN MOVE YOUR MARKER.
- 2 LOOK AND ANSWER.
- 3 BLUE SPACE = 1 POINT.
- 4 YELLOW SPACE = 2 POINTS.
- 5 GET 10 POINTS TO WIN!





WHAT'S THIS?



SPELL IT.


__-E-S-K






SPELL IT.

__-I-N-D-O-W



NAME IT.

LOSE A TURN!



HOW MANY CRAYONS?

2 **NOW COMPLETE YOUR PROGRESS TRACKER IN THE WORKBOOK.**



1
1.35

LISTEN AND LOOK.



2
1.36

LISTEN, SAY, AND POINT.



1 CRAYONS



2 PENCILS




3 PENCIL CASES



4 BOOKS




5 ERASERS



6 RULERS



7 DESKS



8 CHAIRS



9 CLOCK



10 TEACHER



11 WINDOW



12 COMPUTER

3



SHARE YOUR WORLD DRAW YOUR CLASSROOM IN
YOUR WORKBOOK.



LISTENING

Starters



1 LISTEN AND DRAW LINES. THERE IS ONE EXAMPLE.

JOHN

ALY

PAM

BOB



TOM

LILY

SID

LISTENING




2 LISTEN AND TICK (✓) THE BOX. THERE IS ONE EXAMPLE.


EXAMPLE WHAT DOES DAVID HAVE?



A




B




C

QUESTIONS


1 WHAT IS ON THE DESK?



A



B



C


2 HOW MANY CRAYONS DOES LAURA HAVE?



A




B




C

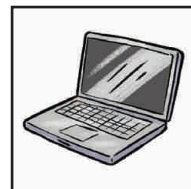
3 WHERE IS ALEX?



A



B



C