

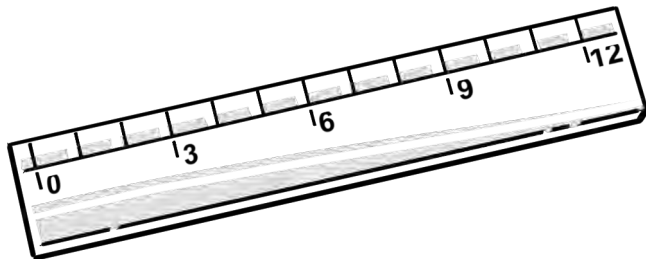
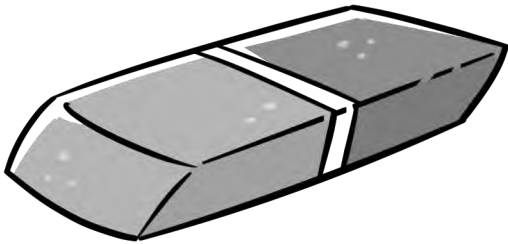
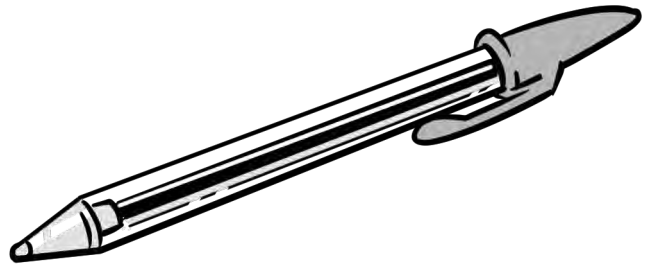
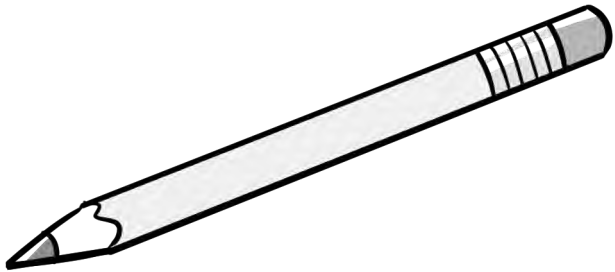


STUDENT A

STUDENT B




How to Play:

Students A and B: Scatter the cards face down in front of you.
 Student A: Turn over a card and ask *What's this?*
 Student B: Say the item on the card. If correct, keep the card.
 If not correct, turn the card over again.
 The winner is the player with the most cards.

Example:

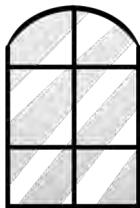
Student A: *What's this?*
 Student B: *It's a crayon.*

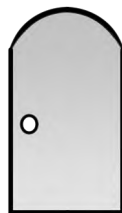




STUDENT A












How to Play:

Students A and B: Look at your page for one minute. Count the things in your picture. Write the numbers in the boxes. Take turns to ask questions. Find three differences in Student B's picture. Circle the differences. Compare your pictures.

Example:

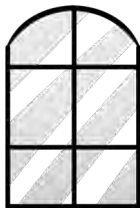
Student A: *How many books?*
 Student B: *Six!*
 Student A: *Yes, six!*

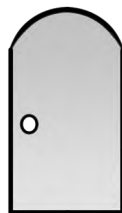




STUDENT B











How to Play:

Students A and B: Look at your page for one minute. Count the things in your picture. Write the numbers in the boxes. Take turns to ask questions. Find three differences in Student B's picture. Circle the differences. Compare your pictures.

Example:

Student A: *How many books?*
 Student B: *Six!*
 Student A: *Yes, six!*



