


Student A




**How to Play:**

Student A: Scatter the cards face down. Then choose a card.  
 Student B: Look at the chart. Ask questions to guess what your partner has chosen.  
 Student A: Answer Student B's questions.  
 Student B: Continue until you have guessed the object and what it is made of.  
 Then change roles and choose a new card.

**Example:**

Student A: *What's my picture?*  
 Student B: *Is it made of gold?*  
 Student A: *Yes, it is.*  
 Student B: *Is it a crown?*  
 Student A: *No, it isn't.*





Student B



gold			
wood			
cloth			
leather			
paper			
plastic			
wool			
clay			


**How to Play:**

Student A: Scatter the cards face down. Then choose a card.  
 Student B: Look at the chart. Ask questions to guess what your partner has chosen.  
 Student A: Answer Student B's questions.  
 Student B: Continue until you have guessed the object and what it is made of.  
 Then change roles and choose a new card.

**Example:**

Student A: *What's my picture?*  
 Student B: *Is it made of gold?*  
 Student A: *Yes, it is.*  
 Student B: *Is it a crown?*  
 Student A: *No, it isn't.*





Student A

Student B



smells like



tastes like



feels like



looks like



... look like?



... taste like?



soft



delicious



... feel like?



cheap



... feel like?



... look like?



... taste like?



... smell like?



sour



... look like?



... smell like?



sweet



beautiful



horrible



expensive



hard

**How to Play:**

Students A and B: Scatter all the cards face down on the table.

Student A: Turn over a card and make the question or sentence.

Student B: Turn over a card and make the question or sentence.

Students A and B: If you have a question and answer that match, leave them face up.

If they don't match, put the cards face down. Continue until you match all of the cards.

**Example:**

Student A: *What does the bread smell like?*

Student B: *It smells delicious.*



