

Lesson 1 Vocabulary

1 Look, read, and check (✓).



coconuts

watermelons



apples

pears



kiwis

oranges



pineapples

apples



oranges

bananas



kiwis

coconuts

2 Look and write.





Lesson 2 Grammar

1 Look and circle.

1



Does Bill like watermelons?

Yes, he does. / No, he doesn't.

2



Does Grace like bananas?

Yes, she does. / No, she doesn't.

3



Does Alice like kiwis?

Yes, she does. / No, she doesn't.

4



Does Lucy like apples?

Yes, she does. / No, she doesn't.

2 Look, read, and write.

1



Does Anna like oranges? _____

2



Does Anna like coconuts? _____

3



Does Anna like pineapples? _____

4



Does Anna like pears? _____

1 Look and circle Yes or No.



Is Alex's birthday on Friday?

Yes / No



Does Alex make a banana cake?

Yes / No



Does Nancy make an apple cake?

Yes / No



Does Dan try the ice-cream cake?

Yes / No

2 Look and check (✓). Who tries ice-cream cake?





Lesson 4 Vocabulary

1 Read, find, and check (✓).

burger

pancake

eggs

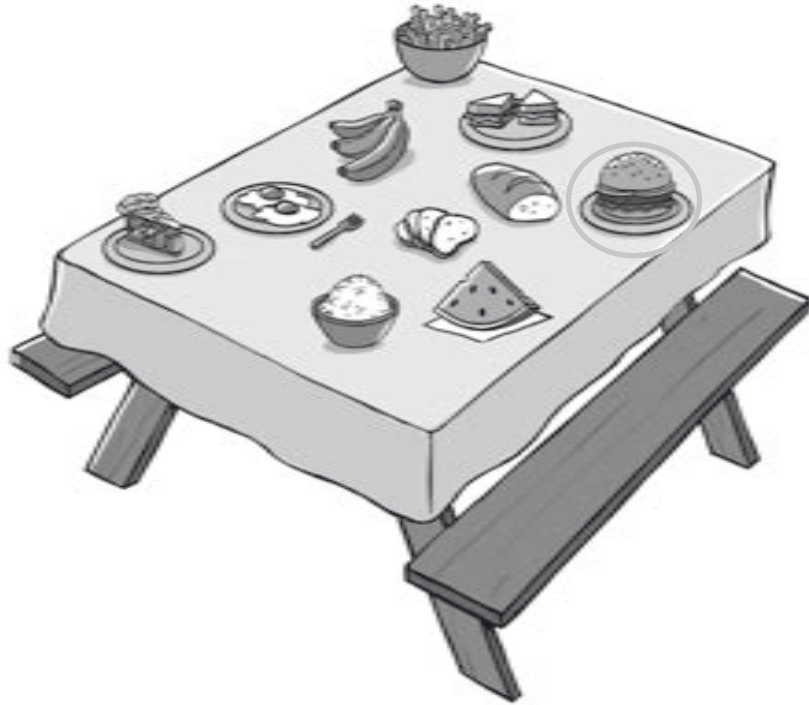
soup

corn

sandwich

French fries

pie



2 Look and write.

1



2



3



4



5



6



1 Read and write.

and lunch please want What you

_____ do _____
want for _____?

I _____ a sandwich _____
French fries, _____.



2 Unscramble.



1 breakfast? / want / do / What / you / for

want / I / eggs, / please.

2 for / do / you / dinner? / want / What

burger, / please. / want / I / a



1 Read, circle, and write.

1 grow ground plant

There are watermelon seeds on the ground.

2 flower seed plant

A watermelon _____ is black.

The _____ grows into a plant.

3 plant seed has

The _____ grows flowers.


Then the _____ has fruit.

4 grows has watermelon

The seed _____ into a plant.

The plant grows into a _____.

2 Look and number in order. Write 1–6.





1 Look, read, and unscramble.

1 What's your favorite fruit?

favorite / my / Watermelons / are / fruit.

2 What color are they?

green / They're / red. / and

3 Are they big or small?

big. / They're / very



2 Read. Then write about your favorite fruit.

1 What's your favorite fruit?


_____ are my favorite fruit.

2 What color are they?

They're _____.

3 Are they big or small?

They're _____.



1 Look, read, and match.

1



2



3



4



5



6



a egg

b yell

c ten

d bell

e wet

f bed

2 Look, read, and circle.

1




The hen has an **bell** / **egg**.

2



I see **ten** / **six** pens.

1 Look and write the missing letters.



1 p i e

2 p _ _ _ s

3 e _ _ s

4 p _ e _ _ l _

5 c _ _ n

6 c _ _ _ _ _

7 b _ _ _ _ _ s

8 o _ _ _ _ _ s

2 Look, read, and write.



1 What _____ you _____ for lunch, Meg?

I _____ a sandwich, please.

2 What _____ for lunch, Matt?

I _____ a _____, please.

3 Track it! Rate your progress in Unit 4.



1 Look and write the missing letters.

1



c _ _ k _ _ s

3



c _ _ _ _

5



_ c _ cr _ _ m

2




_ _ _ k

4



ch _ c _ l _ t _ _ c _ k _ _

6



gr _ p _ s

2 Read and write.

eat fun hand Jack please

1 After school, I want a snack. I share it with my brother _____.

2 By the sea, on the sand, yellow corn is in my _____.

3 In the park with the bees, two or three more cookies, _____.

4 At the zoo, in the sun, I like ice cream – it's _____.

5 Milk and cookies are a treat. What snacks do you like to _____?

3 Look and answer for you.



What snacks do you like to eat ...

1 after school?

2 by the sea?

3 in the park?

4 at the store?

4 Share Your World! Draw and color.

My Favorite Snack