




Chapter 7


Clues and Crimes

Lesson 1

1 Complete the words.



1 button



2 n




3 g



4 b




5 s



6 t

2 Complete the descriptions.



- necklace
- ~~earrings~~
- tie
- gloves
- scarf
- buttons
- belt
- handbag

1 Grandma is wearing earrings and a

2 Dad is wearing and a

3 Mom is wearing a shirt with a lot of and a

4 Grandpa is wearing a

5 The daughter is holding a

3 Choose and categorize the accessories in your notebook.


cloth
metal
both

I wear
I don't wear

for men/boys
for women/girls
for both



1 Unscramble and write. Then color the man.



M: movie? / was / Who / during / the / talking

.....
G: A man behind me was talking.

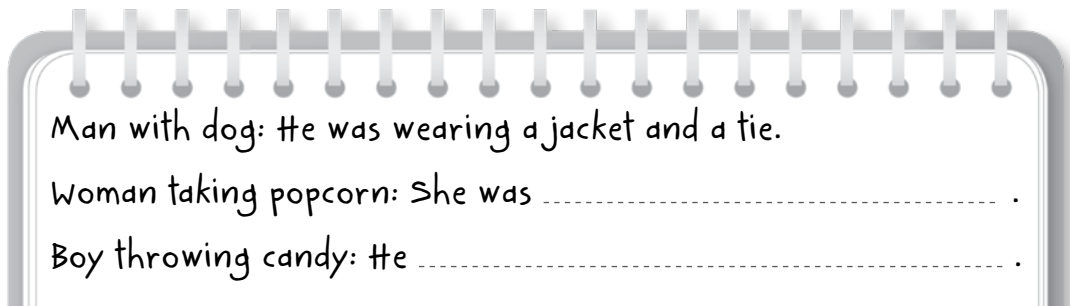
M: wearing? / was / he / What

.....
G: He was wearing a blue jacket.

M: he / scarf? / wearing / a / Was

.....
G: No, he wasn't wearing a scarf. But he was wearing a black hat.

2 Now look at the picture and complete the notes.



3 Choose another person from Activity 1 and color. Then write.

M: What was the man/woman doing?

Y:

M: What wearing?

Y:



Lesson 3



1 Number in order. Then act out.



Oh, OK! Let's look on the internet.



Yes, of course. Is something wrong?



What should I get for my grandma's birthday?



Excuse me, [name]. Can I talk to you for a minute?

2 Read the story in your Student Book. Circle true or false.

- 1 Grandma is going to celebrate her birthday. **true** / false
- 2 A lot of people are preparing for the party. true / false
- 3 The cooks are digging in the yard. true / false
- 4 Cousin Flo is happy. true / false
- 5 Peter wants to help. true / false

3 Where's the hat? Think and write.





Lesson 4

Time to Think



1 What were the characters doing before the party? Complete.

Character Actions and Places

Tilly the cook
She was cooking
in the kitchen.

Uncle Alistair
.....
.....

Aunt Nora
She
to the

Cousin Flo
..... in the


2 Who said it? Write.

~~Grandma Agatha~~ the cook Peter a gardener



- 1 I was putting some flowers in a vase in the hall. Grandma Agatha
- 2 I was digging in the yard.
- 3 I was making the birthday cake in the kitchen.
- 4 I was getting in everyone's way.

3 Imagine you're at the party with Peter and have lost something. Write a dialogue in your notebook. Use the Story Builder.



What's missing?	What were you doing?
I've lost my ...	I was sitting/eating ...
I was in the ... when I	Who was with you?
heard/saw was with me but ...

4 Connect to Me

Do you know any other stories about crimes, mysteries, and clues?

This story is like because



Lesson 5



There's been a ...crime....

1 Complete the words. Then write them in the correct footprint.

cr i m e

f _ _ tpr _ _ nts

d _ _ t _ _ ct _ _ v _ _

th _ _ _ f

cl _ _ _

w _ _ tn _ _ ss

f _ _ ng _ _ rpr _ _ nts



People
there



Evidence

2 Match.

1 saw

2 found

3 asked

4 stole

a the witness questions

b the jewels and ran way

c the crime

d some footprints

Spelling Central



ue, ew, ou, oo

3 Find and circle the words with ue, ew, ou, and oo. Then write.

ne jewels eup clue ew gto oo wuyou met Sue ou enew
a o blue gco threw udazo ogniglu eweokangaroo w

ue	ew	ou	oo
	jewels		



Lesson 6



1 Circle.


1 I **walked** / **was walking** in the park when I **found** / **was finding** a ring.

2 He **ran** / **was running** home when he **fell** / **was falling** and hurt his knee.

3 I **cooked** / **was cooking** dinner when my sister **shouted** / **was shouting**.

4 She **put** / **was putting** on her shoes when she **heard** / **was hearing** the phone.

2 Complete.



Diplodocus **walk** ... **was** ...
... **walking** ... when he **see**
... a strange light in
the sky.



He **eat**
some leaves on a tree
when he **hear**
a loud noise.



He **sleep**
.....
when a large meteorite
hit Earth.

3 Write a story. Use the ideas here or your own ideas.

play
run
hide

hear a noise
see a hunter
find some money

eat
put
take

see the monster
the lion escapes
a police officer arrives

A/An was playing when

He/She/It when

He/She/It



1 Read and circle the best title. Then circle *true* or *false*.

Fun Apps for Summer

Cell Phone Stolen

Police Catch Thieves


Fingerprints and footprints are not the only clues that the police look for. They also use technology to help them find thieves and solve crimes. Sometimes all they need is a simple piece of software. Some laptops have this software already. If your laptop doesn't, you can buy an app. It doesn't matter what your laptop's location is – this app always

knows where to find it. It works for cell phones, too.

When thieves stole eight-year-old Tom Carter's laptop, Tom's parents thought that it was lost forever. But Tom used an app to find his laptop and showed the police a map. The police went there and caught the thieves. They found Tom's computer – and 200 other stolen items!

- 1 Some laptops don't have the app. true / false
- 2 The app tells you where your computer is. true / false
- 3 The app is only for laptops. true / false
- 4 The thieves stole a lot of things. true / false

2 Use your Student Book research. Make a Detective Notebook. Write about the things that police officers use as clues.



It's My World!



Who are your favorite detectives in books, movies, and TV shows? What crimes do they solve? Share your ideas.



1 Play "Solve the Clues!"

Take turns. Flip a coin. Move one space for heads. Move two spaces for tails. Color the grid - the person with the most correct answers wins!

Start

1 Name two things from Chapter 7 you can wear to be warm.

2 Name three things you can wear around your neck.

3 What were you doing at 6.00 p.m. yesterday?

4 Name two people involved with crimes.

5 Which objects go missing at Grandma Agatha's party?

6 Complete and answer for you: What ... your mom wearing yesterday?

7 Complete: All fingerprints are ...

8 Say and spell a word with **ew** and a word with **ue**.

9 Complete: I was playing a computer game when ...

10 My question: _____

Finish

1	2	3	4	5	6	7	8	9	10	/10
---	---	---	---	---	---	---	---	---	----	-----