

# Ready for school!

## 1 Read and match. Colour and say.

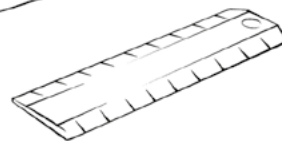
1 a blue book

2 an orange pencil case

3 a brown ruler

4 a green school bag

5 a red computer



## 2 Trace and write.

pencil pen sharpener rubber ruler ~~crayon~~

1 \_\_\_\_\_ crayon \_\_\_\_\_

2 \_\_\_\_\_

3 \_\_\_\_\_

4 \_\_\_\_\_

5 \_\_\_\_\_

6 \_\_\_\_\_





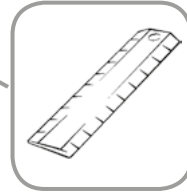
**1 Read, follow and draw.**

1 Where's my ruler?

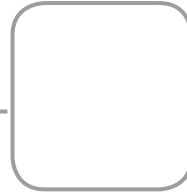
2 Where's my sharpener?

3 Where's my book?

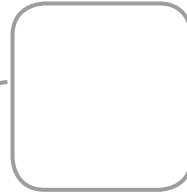
4 Where's my crayon?



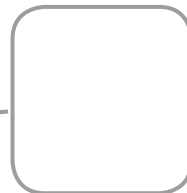
It's here.



It's here.



It's here.

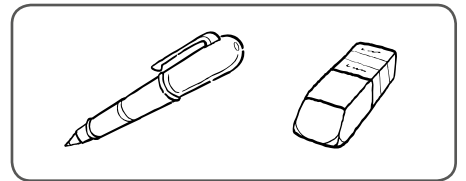


It's here.

**2 Talk Partners** Choose and write a conversation. Act out.

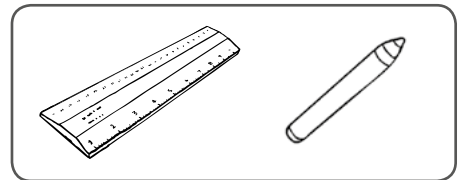
Oh no! Where's my \_\_\_\_\_?

It's here.



And where's my \_\_\_\_\_?


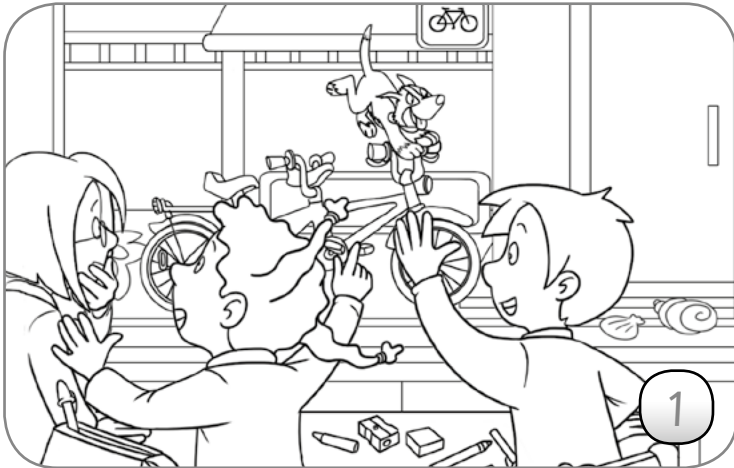

It's here, too. Look!



Thank you.

**After you read**


1 Remember the story. Look and number.



2 Colour the objects in the story. Write.

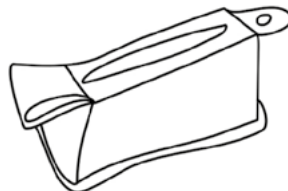
pink    ~~black~~    purple    white

1



a black and  
\_\_\_\_\_ book

2



a \_\_\_\_\_  
pencil case


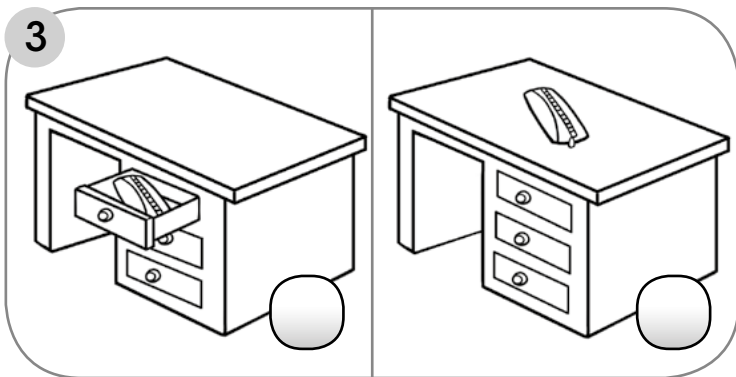
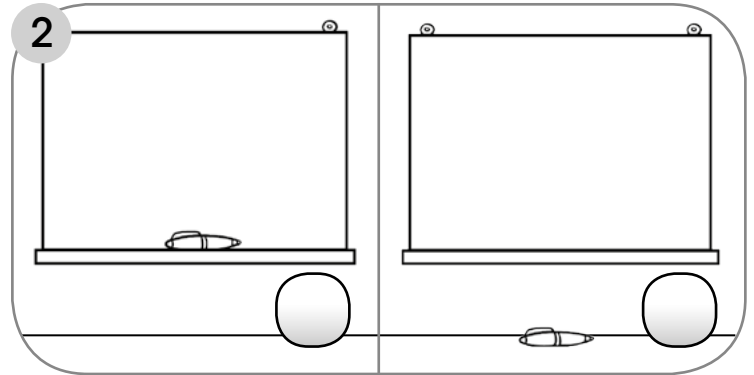
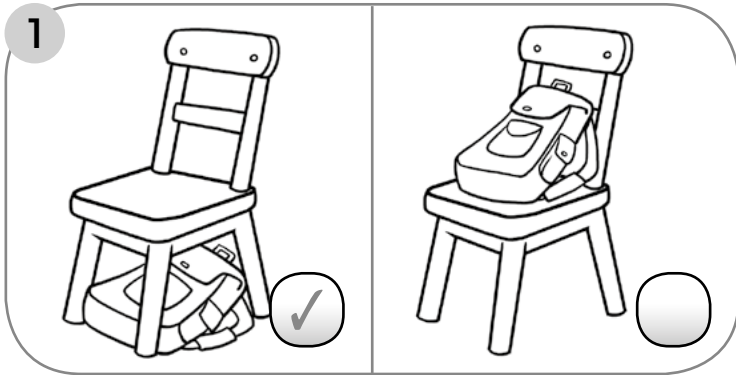
3



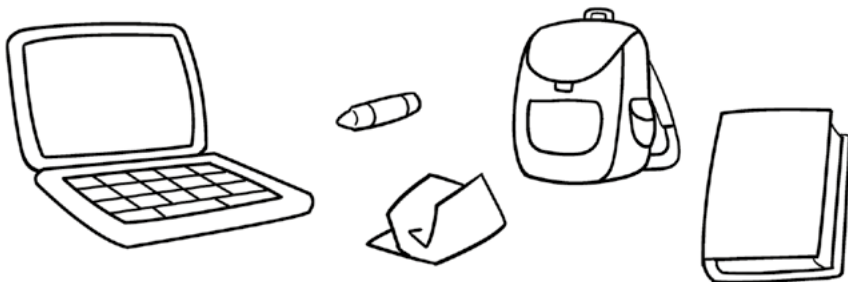
a \_\_\_\_\_  
crayon




1 Listen and tick (✓).  CD1 19



2 Read and draw.



- 1 Put the book on the shelf.
- 2 Put the computer on the desk.
- 3 Put the paper in the bin.
- 4 Put the school bag under the chair.
- 5 Put the crayon in the cupboard.













**Toby's tongue twister**

1 Write and say.



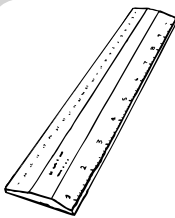
r - r - r. A red abbit on a red ruler.

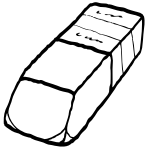
2 Colour the words that begin with 'r'. Say.


 rug	 ring	 pen	 rabbit
 rat	 hat	 read	 run


3 **Talk Partners** Play *Fast finger!* in pairs.


Rubber!





















Here!

**Play Fast finger!:** Pupils play with their Talk Partner. Pupil A says a word and Pupil B points to the picture as quickly as possible. They swap roles and repeat. They continue playing until they have found all the words.



**1** Listen and number. Say.  CD1 23



We sing songs.



We listen to the head teacher.



We clap our hands.



We play music.

 **Think about your culture**



What do you do at school?

**2**  Read and tick (✓). Draw and say.



- 1 I listen to the head teacher.
- 2 I play music.
- 3 I sit on the floor.
- 4 I sing songs.

**After you read**


Text type: **A classroom poster**


**1 Read and number.**

- 1 Listen to others.
- 2 Put your hand up to speak.
- 3 Work quietly.
- 4 Sit down on your chair.
- 5 Walk in the classroom.
- 6 Tidy up your things.




**2 Look and colour the good children.**



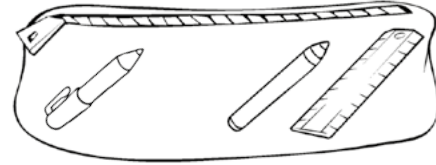


**1** What's missing? Look, draw and write.


pen ~~ruler~~ sharpener crayon



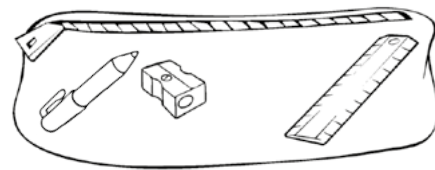
1 Where's my ruler ?



2 Where's my \_\_\_\_\_ ?




3 Where's my \_\_\_\_\_ ?



4 Where's my \_\_\_\_\_ ?

**2** Match and write.

shelf ~~pencil~~ desk pencil case school bag computer

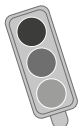


1 Put the pencil in the \_\_\_\_\_.

2 Put the \_\_\_\_\_ on the \_\_\_\_\_.


3 Put the \_\_\_\_\_ under the \_\_\_\_\_.

**3**



**My progress** Use your traffic light. Listen to the teacher and point.

**Key for Activity 3:** 1. I can say the names of classroom objects. 2. I can ask *Where's my pen?* 3. I listen to the teacher and my friends. 4. I put my hand up to speak. 5. I tidy up my things.







1 What's missing in the school bag? Listen and circle.

1					
2					
3					
4					



What's in your school bag?

2 Read and tick (✓).  
Draw, point and say.





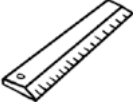





- 1 book
- 2 snack
- 3 pencil case
- 4 water
- 5 ruler







Let's practise spelling!

Look	Copy	Cover and write
1  book	_____	_____
2  pen	_____	_____
3  rubber	_____	_____
4  pencil	_____	_____
5  ruler	_____	_____
6  crayon	_____	_____
7  sharpener	_____	_____
8  computer	_____	_____
9  school bag	_____ _____	_____ _____
10  pencil case	_____ _____	_____ _____



e \_\_\_\_\_