

UNIT  
**1**

# Let's Start with Art





## See, Think, Wonder



**A** Look at the picture. What do you see?

His hand is on the glass.

The light looks like fire.

**B** What do you think?

I think the butterflies are pretty.

I think it's really late at night.

**C** What do you wonder?

Where is he?

**D** Think and discuss. When do you draw pictures and when do you take photos? Why?

**E** Read. Then underline the facts and circle the opinions.

"Oh, no! I've run out of paint! I need to go to the store. Mrs. Blanche has the best paint. It's cheap and she has so many colors."



Now read **True Colors**





# TRUE COLORS



"Hello, Emil!" says the owner of the shop, Mrs. Blanche. "Have you run out of paint again?"

"You know me too well!" Emil says from across the store. "I used the last of it this morning."



"What's this?" Emil wonders. "It's called True Colors ..."



"Interesting choice, Emil. There are so many colors and you picked this one," Mrs. Blanche says. "You should be careful with it. It's the last one."







"This still life isn't good enough!" Emil says angrily. "The fruit and vegetables look real but they're too boring."

He decides to start a new painting with his new paint. There are a lot of things he could paint, but what?

*My croissant!*  
Emil thinks.



Why do you think the author chose to make this **fantasy** story happen in a real-life setting instead of a fictional one?



Emil is almost finished. Then he sees something odd.

His new painting is ... real! *What is True Colors made of?* he wonders.

What is Emil going to paint next?

### Words in Context

 Find these words in the reading. What do you think they mean?

**owner**   **run out of**   **choice**   **croissant**   **exclaims**





Emil can't stop painting with his new paint. He even fixes his bike!  
"This is amazing!" he exclaims.



Emil loves painting with True Colors. He paints a bee. Will it come to life, too?



"Oh, no! I didn't want that to happen!" Emil says. "Wait, I can fix it! I can make it better."



"Wow! Thanks!" says the woman.





Emil is happy that he can help people with True Colors.

Who else can he help?



"You're so kind!" says the old man.



"Watch out!" cries Emil.



What does *He saves the day* mean?

He saves the day with his True Colors.  
"Helping people is so much fun!" Emil says. He wants to help more, but ...





... there's only enough paint left for something small. Emil starts to walk home slowly.



When he gets home, he sees his neighbors. They can't get in their apartment.

"I told you to take the key!" Mrs. Durand says.

"I thought you had it!" her husband replies.



"Excuse me. Is that your key?" asks Emil quietly.

"It is!" Mr. Durand says.

"Thank you so much!"





"Why don't you join us for some delicious onion soup?" Mr. Durand asks. Emil can't say no!



"So, you're a painter," Mrs. Durand says. "Can you show us a few of your paintings after dinner?"

Emil is worried. What if his neighbors don't like them?

"OK," he says nervously.



When you finish a piece of art, are you always happy with it?

"We think your paintings are wonderful!" says Mrs. Durand. "And so does Lucy!"  
"Thank you!" Emil says, smiling. "I guess they aren't so bad after all."  
"Can you paint Lucy's portrait for us?" asks Mr. Durand.  
"I'd love to!"



## Explore the Reading

### A Read and write *True* or *False*.

- 1 Mrs. Blanche doesn't know Emil. False
- 2 Emil always thinks he is a good artist. \_\_\_\_\_
- 3 Emil doesn't like making anyone sad. \_\_\_\_\_
- 4 Emil only wants to use True Colors to help himself. \_\_\_\_\_
- 5 Mr. and Mrs. Durand live near Emil. \_\_\_\_\_
- 6 Emil can help people without True Colors. \_\_\_\_\_

### B Read and match the sentences to the characters.

1 True Colors is a good choice.



2 We're locked out!



3 What happened to my balloon?



4 These paintings aren't good enough.



5 This is heavy!



6 A young man found a taxi for me.




### C Think, draw, and write. How would you use True Colors to help other people? Why?

I would paint \_\_\_\_\_

because \_\_\_\_\_

\_\_\_\_\_ .





**A** Read and write *Fact* or *Opinion*.

- 1 Mixing blue and yellow paint makes green paint. \_\_\_\_\_
- 2 There are many different types of paint brushes. \_\_\_\_\_
- 3 Crayons are easier to use than paint. \_\_\_\_\_
- 4 Paints used to be made from flowers. \_\_\_\_\_
- 5 Paintings are prettier than sculptures. \_\_\_\_\_

Both fiction and nonfiction readings can include **facts** and **opinions**. In nonfiction, it's easier to find opinions when we look for words like *think*, *believe*, and *feel*. In fiction, the author's opinion can be stated as if it's fact through the characters or narrator. We need to think about these carefully to decide if they are fact or opinion.

**B** Look at *True Colors* again. Find three facts and three opinions about Emil and his art.

**Facts**

- 1 \_\_\_\_\_
- 2 \_\_\_\_\_
- 3 \_\_\_\_\_

**Opinions**

- 1 \_\_\_\_\_
- 2 \_\_\_\_\_
- 3 \_\_\_\_\_

**C** Think and discuss. How can art help people?

Art can help people ...

Now read *My Guide to Photography*





# MY GUIDE TO PHOTOGRAPHY




Huan Chen, 12, has won many awards for her photos and has 16,000 followers online. Here are her tips to help you become a better photographer.

## Tip #1: Fill Your Frame



In photography, the shape of the photograph is important. Photographers call this the frame. I like to fill my frame with only one thing and I only include a few elements in the photo. This keeps it simple. Imagine you're taking a photo of an insect. Move closer so that the insect is in the foreground and it fills up the whole frame.



What kind of photos do you usually take?





I do the same thing with portraits of people. I zoom in close with my camera. I make sure that the person's face is the most important element, with not too much background. This is a portrait of my brother.



## Tip #2: Choose Your Format



Photos can be horizontal or vertical. This is called the format. Most of the time, I take horizontal photos. This format looks nice with wide landscapes. It's also more comfortable to hold a camera horizontally. But a vertical format works better for portraits and tall objects, like trees.

Horizontal photo ▼



▼ Vertical photo



Do you prefer the horizontal or vertical photo?

### Words in Context

 Find these words in the reading. What do you think they mean?

frame

elements

zoom in

horizontal

vertical




## Tip #3:

### Follow the “Rule of Thirds”




Imagine your photo divided into nine squares. Make sure that the most important elements in your photo line up with the edges of the squares. See how the butterfly in this photo is right on the lines?



Do you have a photo that follows the Rule of Thirds?

I think this makes my photos look more interesting. Without the Rule of Thirds, the butterfly would be in the middle, and that would look boring!





## Tip #4: Remember to Focus!



Have you ever seen a photo where some parts are blurry and other parts are clear? This is called the focus. You can choose which parts of your photo are in focus (clear) or out of focus (blurry). Sometimes I like to experiment with my focus. First, I focus on something in the foreground. Then I focus on something in the background. These are two photos of a cat on a fence. I posted the first one. What do you think?



▲ **Foreground focus**



▲ **Background focus**



Do you find tips useful or do you prefer to do things your own way?

## Tip #5: Be Yourself!



Remember, you're the photographer! Your camera or smartphone is your tool. Have fun with it and find your own unique style.



## Explore the Reading

### A Read and choose the answer.

- 1 According to Huan Chen, what should a good photo have?  
**a.** one subject                      **b.** a lot of elements                      **c.** a big frame
- 2 Huan thinks a good portrait should ...  
**a.** show the whole person.                      **b.** have a background.                      **c.** show the person's face.
- 3 Huan explains why horizontal photos are ...  
**a.** nicer than vertical photos.                      **b.** good for landscapes.                      **c.** good for photos of trees.
- 4 What does the "Rule of Thirds" help you do?  
**a.** place the subject in the frame                      **b.** choose your subject                      **c.** make your photo more colorful
- 5 When it comes to focus, Huan likes to experiment by ...  
**a.** taking photos during the day.                      **b.** taking the same photo more than once.                      **c.** focusing on what's in the foreground.

### B Read and write *Fact* or *Opinion*.

- 1 Simple photos are nicer. \_\_\_\_\_
- 2 Photos with important elements in the middle are more interesting. \_\_\_\_\_
- 3 A photo can be horizontal or vertical. \_\_\_\_\_
- 4 The clear parts of a photo are in focus. \_\_\_\_\_
- 5 It's good to experiment with focus. \_\_\_\_\_

### C Think and write. Describe your favorite photo. Why do you like it?

My favorite photo is of \_\_\_\_\_ . In the foreground, you can see \_\_\_\_\_ .  
In the background, \_\_\_\_\_ .  
I like it because \_\_\_\_\_ .

 Listen and write. Then check your answers.

**Spelling Pattern** -ent

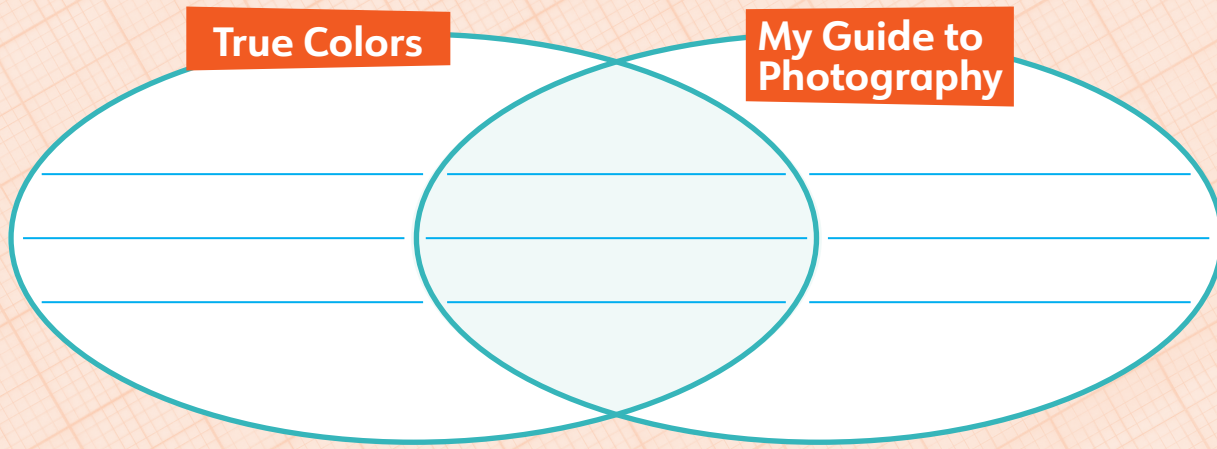
1 p \_\_\_\_\_    2 i \_\_\_\_\_    3 p \_\_\_\_\_    4 i \_\_\_\_\_    5 i \_\_\_\_\_

Now find more words ending with *ent* in the reading.



Why do people make art?

A Think and write. Compare and contrast *True Colors* and *My Guide to Photography*. What did you learn?




B Think and discuss. Choose one thing you would like to paint or take photos of. Explain why. Do a Roundtable.

I'd like to take photos of wild animals. It would make people protect them.

I'd like to paint portraits of my friends and family. I'd give them as presents.

C Draw the thing you chose in B.



My Reading Journal

How does reading about art make you feel?

It makes me \_\_\_\_\_.

What do you want to do next?

I want to \_\_\_\_\_.