



WHAT'S IN YOUR CLASSROOM?

LESSON 1 VOCABULARY

- 1 WHAT CAN YOU SEE? SAY.
- 2 LISTEN AND SAY THE CHANT.
- 3 STICK THE STICKERS.
- 4 PLAY MIME OR SAY.



1 PEN

2 RUBBER

3 PENCIL CASE

4 SHARPENER

5 COMPUTER


6 PENCIL

7 CRAYON

8 RULER

Curiosity Corner

FIND.



FIND AND COUNT THE BOOKS.

LESSON 2 SONG AND GRAMMAR

- 1 LISTEN AND SAY. WHAT'S MISSING?
- 2 LISTEN AND FIND THE CLASSROOM OBJECT.
- 3 WATCH. SING AND ACT OUT.
- 4 PLAY WHERE'S MY RULER?



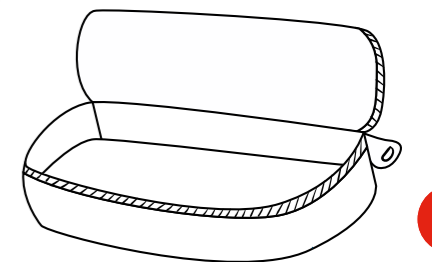
WHERE'S MY PEN?

IT'S HERE.



Creativity Corner

IMAGINE AND DRAW. WHAT'S IN THE PENCIL CASE?





WHAT'S IN THE MAGIC RUCKSACK?

1 WATCH OR LISTEN TO THE STORY.

WHERE'S MY RULER?



2 WHAT DO THE CHILDREN USE TO HELP GRACE? TICK ✓.

- A
- B
- C
- D

3 WHO DO YOU WORK WITH?

4 ACT OUT THE STORY.



Curiosity Corner


WHAT'S IN THE RUCKSACK? DRAW.

GO TO PAGE 74.

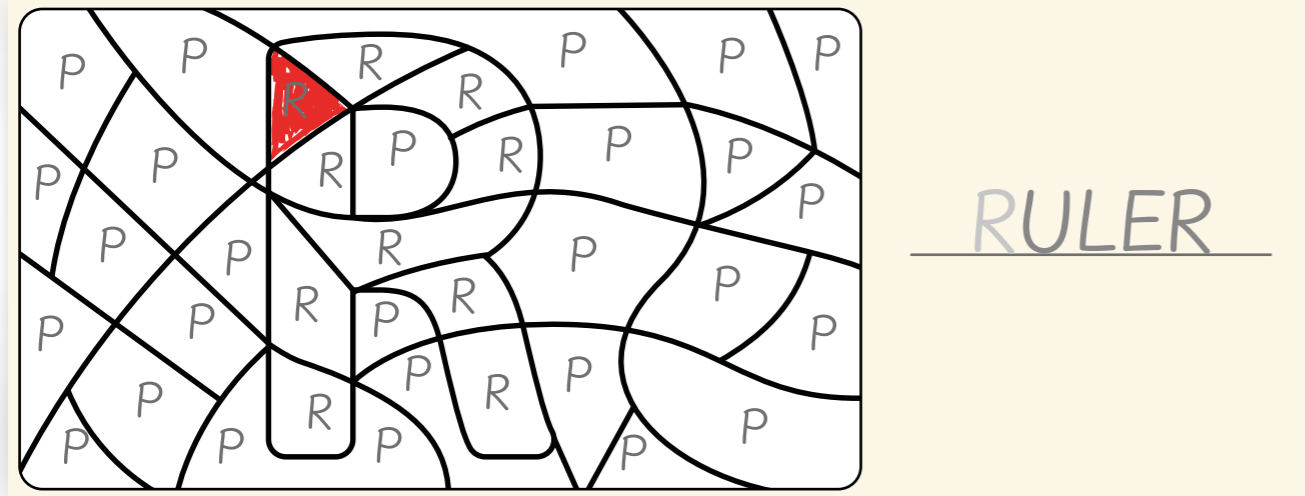
CHOOSE A PICTURE. WHAT CAN YOU SEE?



1 LISTEN AND SAY.



2 FIND AND COLOUR THE LETTER R. TRACE.



3 **Chit-chat** WATCH. SING AND ACT OUT CAN I HAVE A RUBBER, PLEASE?



Creativity Corner



DO A ROLE-PLAY. ASK A FRIEND: CAN I HAVE A (RUBBER), PLEASE?

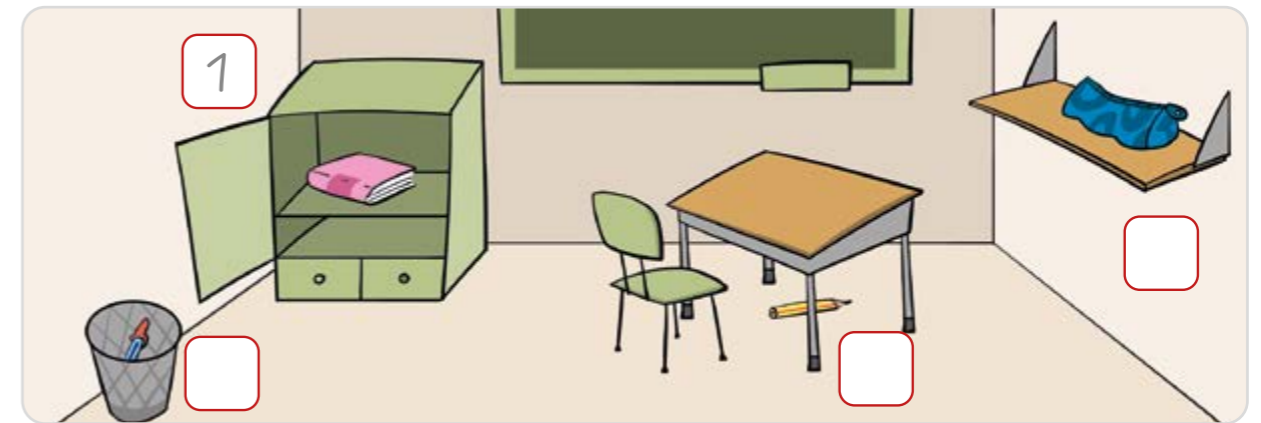


1 LISTEN, POINT AND SAY. PLAY FAST FINGER!



2 LISTEN AND NUMBER.

3 LISTEN AND SAY.



4 WATCH. PLAY WHERE'S THE ...?

GO TO PAGE 79.

WHERE'S THE SHARPENER?



THE SHARPENER IS IN THE BIN.

PLAY THE GAME WITH YOUR FAMILY. WHERE'S THE (PENCIL)?

Curious Kids

I'M CURIOUS ABOUT COLOURS.

1 WATCH. WHAT ARE THE THREE PRIMARY COLOURS?

COOL COLOURS



2 WATCH AGAIN. WHAT COLOURS DOES AMY MAKE?

3 COLOUR THE SECONDARY COLOURS. SAY.

A + =

B + =

C + =

THINK OF TWO CLASSROOM OBJECTS. SAY THE COLOUR.



1 WATCH AND NUMBER.

<p>A BOOKS</p> <input type="checkbox"/>	<p>B A PET</p> <input type="checkbox"/>
<p>C PICTURES</p> <input type="checkbox"/>	<p>D A COMPUTER</p> <input type="checkbox"/>

2 **Compare cultures** WHAT CAN YOU SEE IN YOUR CLASSROOM? TICK OR CROSS . SAY.

<input type="checkbox"/>	<input type="checkbox"/>	<input type="checkbox"/>
<input type="checkbox"/>	<input type="checkbox"/>	<input type="checkbox"/>

IN MY CLASSROOM, I CAN SEE ...






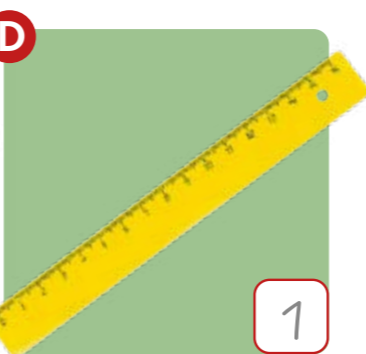
TELL A FRIEND: MY FAVOURITE CLASSROOM OBJECT IS ...

Curiosity Corner





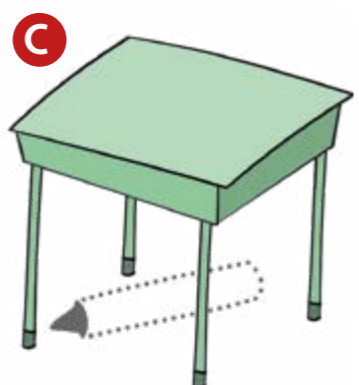

SOME SQUIRRELS ARE DIFFERENT COLOURS.

1 LISTEN AND NUMBER.

A 	B 	C 	D 
<input type="checkbox"/>	<input type="checkbox"/>	<input type="checkbox"/>	<input type="checkbox"/>
PEN	SHARPENER	CRAYON	RULER

E 	F 	G 	H 
<input type="checkbox"/>	<input type="checkbox"/>	<input type="checkbox"/>	<input type="checkbox"/>
RUBBER	PENCIL CASE	COMPUTER	PENCIL

3 TRACE THE CLASSROOM OBJECTS. SAY.

A 	B 	C 	D 
---	---	--	---



WHAT'S IN YOUR CLASSROOM?

1 **Be creative** PREPARE YOUR PROJECT.



1 COLOUR TWO CLASSROOM OBJECTS.

2 CUT THEM OUT.

3 STICK THEM IN THE CUPBOARD.

2 PLAY WHERE'S THE RED PEN?

Curiosity Corner

WHERE'S THE RED PEN?

IT'S HERE!

I CAN TALK ABOUT CLASSROOM OBJECTS. TRACE.



TEACHER RESOURCE CENTRE: UNIT 1

COLOUR, CUT AND STICK ONE MORE CLASSROOM OBJECT.