

## Introduction

# Scope and Sequence



My School

Key Language	Reviewed Language	Grammar Phrases	Content-based Learning	Songs	Extra Language
book, chair, crayon, table bathroom, classroom, playground sit down, stand up circle, red, 1-3		Look! It's a (crayon). Where's the (classroom)? It's there.	Math: decide whether objects are in the correct or incorrect setting	Mini-song: <i>Follow Me!</i> Storysong: <i>Let's Play!</i> Action Song: <i>Musical Chairs</i>	goodbye, hello, school, slide, wash basin



My Body

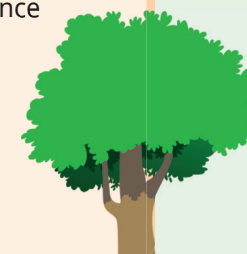
ears, eyes, mouth, nose arms, feet, hands, legs clap, shake, stomp, wiggle square, blue, 4	red, circle, 1-3	How are you? I'm (happy). Look! I have (two) (arms).	Art: complete the face	Mini-song: <i>Check it Out!</i> Storysong: <i>The Mirror House</i> Action Song: <i>Move Your Body!</i>	body, face, mirror, big, happy, sad
---	------------------	---	------------------------	--	-------------------------------------



Explore the World: Dance




Key Language	Key Language Review	Socioemotional Skills/ Grammar Phrases	Content-based learning	Song Activity with ASL
tree, dance, together, grow, listen	sit down, stand up, clap, shake, stomp, wiggle, happy, sad, grow, arms, ears, eyes, feet, hands, legs, mouth, nose	How do I feel when I dance? What is my favorite way to dance and move?	Dance: recognize the importance of exercise; express favorite activities and how to help others enjoy them	Tree of Life Song – Dance Great Big Tree Chant




# Scope and Sequence

**UNIT 3**  
**My Clothes**


Key Language	Reviewed Language	Grammar Phrases	Content-based Learning	Songs	Extra Language
raincoat, shorts, sweater, T-shirt boots, pants, shoes, socks put on, take off triangle, yellow, 5	sit down, stand-up, wiggle, circle, square, blue, red, 1-4	It's a (sunny) day, put on your (T-shirt). Where are my (pants)? Here they are.	Science: match the clothes to the shadows 	Mini-song: <i>What Clothes? What Weather?</i> Storysong: <i>What a Day!</i> Action Song: <i>The Sunny Day</i>	clothes, shadows, rainy, sunny, windy

**UNIT 4**  
**My Toys**









ball, car, doll, puppet game, teddy bear, train playing, riding rectangle, orange, 6 	circle, square, triangle, blue, 1-5	What is it? It's my (car). Look! A (train). Let's play.	History: identify old and new toys (optional language: old, new)	Mini-song: <i>My Fun Toys</i> Storysong: <i>A Day at Grandpa's House</i> Action Song: <i>Playing with Toys</i>	grandpa, toys
--	-------------------------------------	--	--	--	---------------

**Explore the World: Listen**







Key Language	Key Language Review	Socioemotional Skills/ Grammar Phrases	Content-based learning	Song Activity with ASL
listen, happy, scared, move, relaxed, star, owl	Tree, happy, sad, body parts (tummy, hands, feet, face), listen, What's that?	Age-appropriate fears (dark, being alone, thunder) and tools to cope with them.	Listening: recognize self as part of one or more wider networks; understand and appreciate how we are different from others; express a different opinion respectfully	Tree of Life Song – Listen Hazel's Audio Story 

# Scope and Sequence

	Key Language	Reviewed Language	Arts Content	Songs	Extra Language
	red, yellow, blue, orange, black, green, circle, crayon, pencil, marker, circle, triangle		Explore an artwork and make observations. Recognize colors and shapes. Explore shades and tones. Use different tools to draw and create graphic designs.	<i>Let's Look at Art!</i> 	paintbrush, glue stick, red toys, play dough
	face, eyes, nose, mouth, ears		Explore an artwork and make observations. Create a face using clay and loose parts. Use different materials that can be manipulated to explore colors, texture, surfaces, shapes, and volume.	<i>Let's Look at Art!</i>	happy, funny face
	sunny, rainy, raincoat, sweater, T-shirt, hot, cold		Explore shapes, colors, lines, and sensations in an artwork. Recognize weather conditions through images. Express feeling through drawing, painting, and collage.	<i>Let's Look at Art!</i>	lines, weather
	train, car, ball, white, pink, dots	yellow, blue, circle	Explore an artwork and make observations. Recognize shapes, colors, and a mirror effect.	<i>Let's Look at Art!</i> 	shine, dark, reflection, mirror

# Scope and Sequence









	Key Language	Reviewed Language	Arts Content	Songs	Extra Language
 <b>UNIT 5</b> <b>A Bird Nest</b>	bird, mommy, daddy, brother, sister, nest, family		Explore an artwork and make observations. Use different materials that can be manipulated to explore colors, textures, surfaces, shapes, and volume.	<i>Let's Look at Art!</i>	fish
 <b>UNIT 6</b> <b>Paw Prints</b>	dog, puppies, paw prints	bird	Explore and artwork and make observations. Manipulate objects in mud and water.	<i>Let's Look at Art!</i>	mud, wash, 1-4
 <b>UNIT 7</b> <b>Fun with Food</b>	peas, beets, carrots, tomatoes, ice		Explore and artwork and make observations. Create body positions and movements based on an artwork. Create an art experiment with food.	<i>Let's Look at Art!</i>	roll, shape, 3, 5, 6, 8
 <b>UNIT 8</b> <b>Town Doctor</b>	farmer, bull, doctor		Explore and artwork and make observations. Listen to a story based on an artwork. Identify and appreciate the distinct forms of traditional and contemporary visual arts, fostering perception, imagination, the use of symbolism, and a repertoire of imagery.	<i>Let's Look at Art!</i>	town










# Scope and Sequence

	Key Language	Reviewed Language	Math and Science Content	Songs	Extra Language
 <p>UNIT 1 My School Objects</p>	1-5, crayon, pencil case, red, book, chair, table		Recognize numbers from 1 to 5. Make one-to-one correspondence. Sort items according to criteria.	<i>Follow Me!</i>	lion, tree, bed, fish
 <p>UNIT 2 Hands and Feet</p>	ears, eyes, arms, feet, hands, legs, clap, touch, shake, stomp, pairs		Recognize body parts. Start understanding the concepts of <i>pairs</i> .	<i>Check it Out!</i>	
 <p>UNIT 3 Colorful Clothes</p>	raincoat, shorts, sweater, T-shirt, boots, pants, shoes, socks, yellow, blue, pattern	red	Classify objects by color.	<i>What Clothes?</i> <i>What Weather?</i>	
 <p>UNIT 4 A Big Teddy Bear</p>	ball, doll, game, teddy bear, train, big, small, rough, smooth		Understand the concepts of <i>big</i> and <i>small</i> . Identify texture.	<i>My Fun Toys</i>	texture

# Scope and Sequence









	Key Language	Reviewed Language	Math and Science Content	Songs	Extra Language
 <b>My Family House</b>	family, brother, daddy, mommy, sister, circle, rectangle, square, triangle, green, bedroom, kitchen, living room, bathroom	blue, red, yellow, pattern	Recognize and name shapes and colors. Produce a pattern.	 <i>My Happy Family</i>	shapes, sleeping, washing the dishes, brushing teeth, reading
 <b>Happy Pets</b>	socks, sneakers, T-shirt, food, water, bed, sand, pets, wild, snake, lion, shark, dog, zebra	cat, pet, wild 	Recognize animal's need. Understand the difference between wild animals and pets.	<i>I Love My Pets</i>	needs, differences
 <b>Foods I Like</b>	apples, bananas, beets, carrots, peas, tomatoes, pears, oranges, grapes, more, less, square, star, oval, diamond, 6-10	1-5	Count 1 to 10. Recognize numbers from 6 to 10. Understand the concepts of <i>more</i> and <i>less</i> .	<i>Rub Your Tummy!</i> 	
 <b>My Place</b>	orange, firefighter, fire, recyclable, trash, plastic, glass, metal, paper, organic, bin	red, yellow	Mix primary and secondary colors. Recognize the role of a community helper.	<i>My Town</i> 	

# Scope and Sequence

	Key Language	Reviewed Language	Music Content	Songs	Extra Language
 <b>Sing and Play!</b>	flute, clarinet, French horn, bassoon, marker, sheet of paper, tapping, shaking, book, chair, (red) crayon, table, (red) markers		Recognize four wind instruments. Explore different sounds produced by school objects. Make music using school objects.	<i>The Bebop Friends</i>	rooster, owl, ostrich, goose
 <b>Clap Clap!</b>	clap your hands, stomp your feet, tap your knees, yawn, cry, laugh, sneeze		Explore body percussion. Dance and move different body parts to a piece of music.	<i>Andy, Pandi, Sugar, and Candy; Move your Body</i>	body, sounds, percussion, happy, sad
 <b>My Rain Shaker</b>	sunny, windy, rainy, hot, cold, party horn, rain shaker, triangle, sunglasses, shorts, socks, sweater, boots, umbrella		Explore sounds produced by different weather conditions. Make an instruments associated with weather.	<i>The Weather</i>	beach, field, plastic bottle, beads, twigs, tapes, yellow, red, blue
 <b>My Loud Dino</b>	dinosaur, teddy bear, doll, ball, train, car, plane, loud, quiet		Understand the difference between loud and and quiet sounds. Recognize the different sounds of a plane, a train, and a car.	<i>The Dino and the Teddy Bear; Vrum Vrum</i>	toy, toy store



# Scope and Sequence

	Key Language	Reviewed Language	Music Content	Songs	Extra Language
 <p>UNIT 5 My Dad's Voice</p>	high, low, mommy, daddy, brother, sister, bedroom, living room, kitchen, bathroom, Where's my (daddy)?	flute, bassoon	Recognize the difference between high and low human voices and wind instruments.  Associate the position of the characters in the house with high and low sounds.		house, floor, room, upstairs, downstairs, family
 <p>UNIT 6 Woof Woof!</p>	orange, blue, green, yellow, red, brown, dog (woof, woof), mouse (squeak, squeak), cat (meow), bird (tweet, tweet), fish (glub, glub), snake (hiss), turtle, rabbit, tip toe, move, walk, run, jump, fast, slow		Recognize and explore animal onomatopoeic sounds.  Feel and produce fast and slow tempo in music.	<i>Woof, Woof!; The Turtle and the Rabbit</i> 	pet, wild animal, winner racetrack, starting line, finishing line
 <p>UNIT 7 Picnic Day</p>	fruit, corn, pie, berries, picnic, carrots, bananas, peas, grapes, ice cream, beets, tomatoes, chili peppers, purple	flute, French horn, clarinet, bassoon, orange, yellow, green, brown, red	Learn rhymes and alliterations in a song.  Explore different sounds produced by kitchen utensils.  Make music using kitchen utensils.	<i>Picnic Day</i> 	picnic, towel, tent, plate, spoon, lid, pot, soup
 <p>UNIT 8 Beep Beep!</p>	short / long sounds, police car, hammer, motorcycle, car horn, drill, hospital, up, down	green, blue	Explore sources of sound in the city, recognizing their characteristics and duration.  Distinguish between short and long sounds in a C major scale.  Recognize ascending and descending sounds.		siren, school, police officer, doctor, firefighter, teacher, workers, ambulance, fire truck, police station, hammer, traffic light, stairs, elevator